

# My Best Friends

Name: ..... Date: ..... Class: .....

- ✓ You have just set up your own website. One of the pages is about your friends from school. Stick or draw a picture of each one and write about them.

Write about:

- what they look like
- their character/personality
- why you like them

**My Best Friends**

Hi! My name's ..... Welcome to my fantastic new web page!  
Let me introduce you to my friends ...

.....  
.....  
.....  
.....

.....  
.....  
.....  
.....

.....  
.....  
.....  
.....

- Present your friends to the class. Record yourself.



- Excellent    Good    Fair    Poor



# Me & My Neighbours!



Name: ..... Date: ..... Class: .....

- ✓ You recently moved house. Send an e-mail to a friend from your old town telling him/her about your new neighbours and neighbourhood.

Para 2: Describe your neighbourhood – What there is to do there/what shops there are etc.

Para 3: Describe a neighbour you like and say why.

Para 4: Describe a neighbour you don't like and say why.

The screenshot shows an email client interface with a toolbar at the top containing icons for 'Get Msg', 'New Msg', 'Reply', 'Reply All', 'Forward', 'File', 'Next', 'Print', 'Delete', and 'Stop'. The email header fields are: 'To: Tim', 'From: .....', and 'Subject: My new neighbourhood'. The body of the email contains the following text and dotted lines for writing:

Hi How are you? Sorry I haven't written for a while but I was busy settling in to my new house. Let me tell you all about it.

My new neighbourhood is .....

.....

.....

.....

One of my neighbours is .....

.....

.....

.....

Another neighbour is .....

.....

.....

.....

Anyway that's all for now. I'll write again soon.

Lots of love,

.....



- Excellent    Good    Fair    Poor



# Environment Day



Name: ..... Date: ..... Class: .....

✓ Your school is having an Environment Day and you have been asked to make a poster to advertise a special activity that will take place on that day. Include all the important information and make the poster as 'inviting' as possible. The poster should contain the following information:

- what the activity is
- what it relates to (animals, pollution, recycling, etc)
- date/time/place
- any special requirements – clothing, equipment, food, etc

- Use your poster to present the activity to the class. Record yourself.



Excellent    Good    Fair    Poor





Name: ..... Date: ..... Class: .....

✓ Make a poster about rainforests like the Amazon Basin. Use facts and pictures to illustrate the importance of rainforests to wildlife, to the environment and to the world's climate.

You may include:

- a map
- interesting facts
- pictures



- Use your poster to talk about the importance of rainforests.



Excellent    Good    Fair    Poor








Name: ..... Date: ..... Class: .....

- ✓ Imagine you are a travel writer. Your editor has asked you to choose a place and then write a city guide for visitors. Stick or draw any pictures you like in the boxes.

 **WELCOME TO** .....


Introduction: *(Where is it?/What's the weather like?)*  
.....  
.....

Transport: *(What are the best ways to get around town?)*  
.....  
.....

Accommodation: *(Where to stay?)*  
.....  
.....

Sights to see: *(What you must visit?)*  
.....  
.....

Food and Drink: *(What's the local speciality?)*  
.....  
.....



- Present your city to the class. Record yourself.



Excellent    Good    Fair    Poor







# Good Manners



Name: ..... Date: ..... Class: .....

- ✓ An international magazine has asked its readers to send in articles about what is considered to be good manners in their countries. Write your entry for the magazine. In your entry include information about what someone should do when visiting someone's house as well as table manners.

Welcome to ..... (*name of country*).

In most places good manners are simply good manners, such as saying please and thank you. In some countries, though, we need to know a little bit more about the local customs to make sure we don't offend people by being rude without knowing it. Here is some useful advice for visitors to ...

.....

When visiting someone's home you should .....

.....  
.....  
.....  
.....  
.....  
.....

At the table it is good manners to .....

.....  
.....  
.....  
.....  
.....

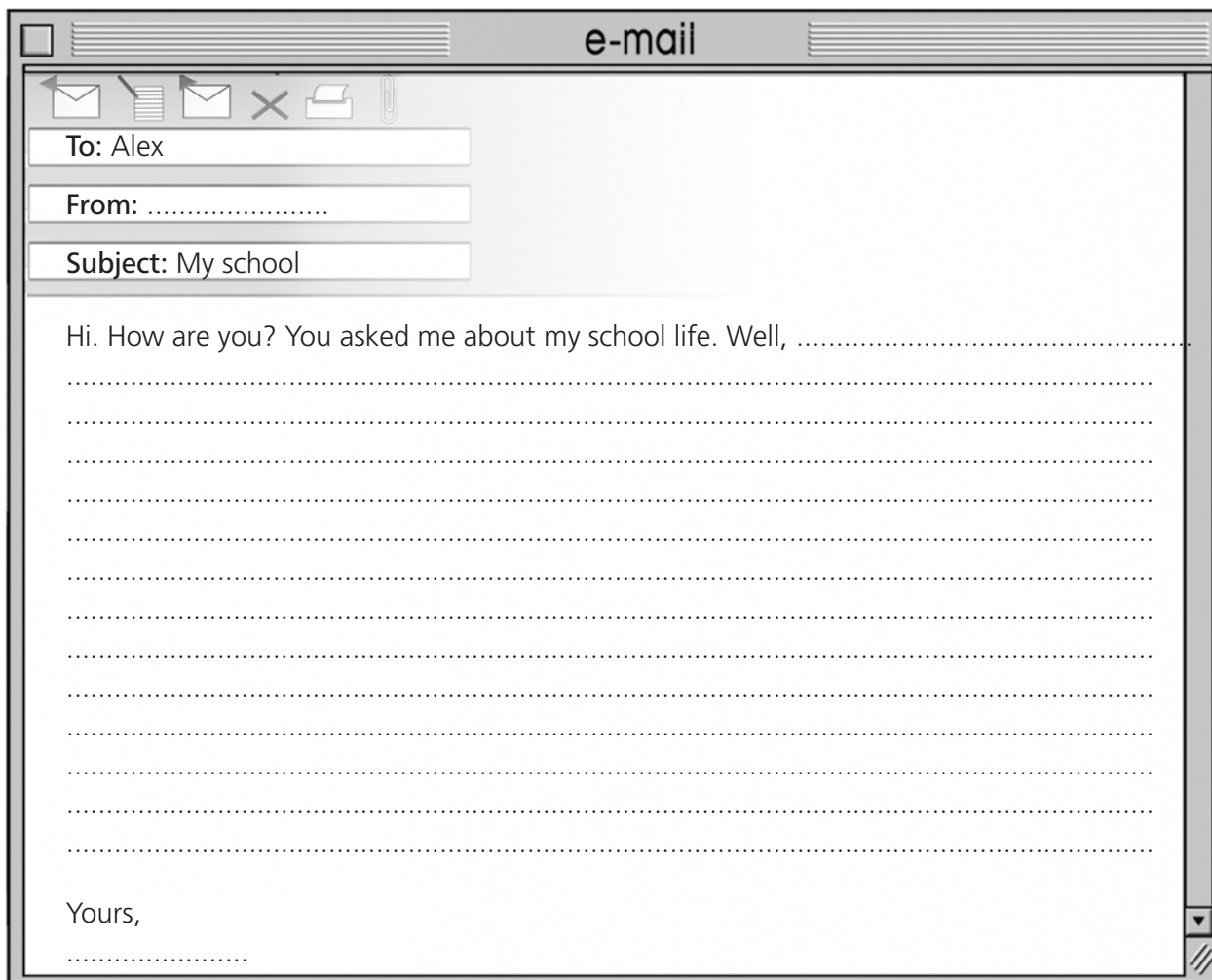


- Excellent    Good    Fair    Poor



Name: ..... Date: ..... Class: .....

- ✓ Your English pen-friend has asked you about your school life. Send him an e-mail. In your e-mail write: the type of school, how many pupils attend, how many days a week you go to school, what time school starts/finishes, what school subjects you take and what your favourite school subject is.



- Describe your school to the class. Record yourself.



Excellent    Good    Fair    Poor





# Mythical Creatures



Name: ..... Date: ..... Class: .....

✓ You've read this in an English magazine:

*What mythical creature(s) are said to have existed in your country? Send us information for the next month's issue.*

Write about any mythical creature(s) related to your country. Describe them, then say what they were known for. You can use pictures if you like.

Make sure you:

- name your creature(s)
- describe what they look like
- say what they could do (fly, breathe fire etc)

## Mythical Creatures in .....

.....  
.....  
.....  
.....  
.....  
.....  
.....

.....  
.....  
.....  
.....  
.....  
.....  
.....

- Present your creature(s) to the class. Record yourself.



Excellent    Good    Fair    Poor



# Party Time

Name: \_\_\_\_\_ Date: \_\_\_\_\_ Class: \_\_\_\_\_

✓ You went to a fancy dress party last Saturday. Write an e-mail to you English pen-friend telling him/her all about it.  
Include ...

- when/where/what time the party was
- what you ate and drank
- what costume you wore
- what you did (games/dancing etc)
- who else was at the party
- what you liked the most

- Narrate your evening out to the class. Record yourself.



Excellent  
  Good  
  Fair  
  Poor



# Films

Name: ..... | Date: ..... | Class: .....

✓ Write an e-mail to your English pen-friend about your favourite film. In your e-mail write :

- the title
- the names of director and leading actors
- a brief description of the plot
- a description of the most exciting scene/event
- what special effects were used
- your recommendation

**To:** Steve

**From:** .....

**Subject:** My Favourite Film

Hi Steve,  
Hope you are OK. You asked me about my favourite film. Well, .....

.....  
.....  
.....  
.....  
.....  
.....  
.....  
.....  
.....  
.....

That's all for now. Write back soon.

Yours,



- Excellent     Good     Fair     Poor



# Entertainment



Name: ..... Date: ..... Class: .....

✓ An international teen magazine has asked its readers to send in articles about where teens can entertain themselves in your town/city. Write your article for the magazine.  
In the article include:

- names of places (arcade, cinema, coffee shops etc)
- what teens can do there (watch films, hang out, meet friends etc)

## Teen spots

In ..... teens can go to .....

.....

.....

.....

.....

.....

.....

.....

.....

.....

.....

.....

.....

.....

.....

.....

.....

.....

### How do you rate this activity?

Excellent    Good    Fair    Poor











Name: ..... Date: ..... Class: .....

- ✓ You are conducting a survey on what your classmates want to do in the future. Interview them and fill in the form below.

## Questionnaire

Name: .....

Age: .....

Male  Female  (tick box)

1 Do you want to go to university when you leave school? Yes  No

2 What would you like to study?

Maths:

English:

Science:

Foreign Languages:

Other:

3 What job would you like to do in the future?

.....

4 Why do you want to do this job?

.....

5 Why do you think you would be good at this job?

.....

6 What skills do you need to do this job?

.....

- Report your findings to the class. Record yourself.



Excellent  Good  Fair  Poor



# Safety Comes First

Name: ..... Date: ..... Class: .....

- ✓ There have been a number of break-ins in your area lately. Write a *To Do Checklist* for everything you plan to have installed or changed in your home to protect it from burglars. Write what you can do inside as well as outside the house to secure your safety. Include things such as: *lighting, windows, doors, locks, alarms, cameras*, etc. You can use pictures as well.

## Safe Homes

- 1 .....
- 2 .....
- 3 .....
- 4 .....
- 5 .....
- 6 .....
- 7 .....
- 8 .....

How  
do you rate  
this  
activity?

Excellent  Good  Fair  Poor



# Witness Statement



Name: ..... Date: ..... Class: .....

- ✓ You have just witnessed a crime while you were shopping. Someone stole something from the shop you were in and the security guard wants a detailed description. Provide a written description of the person.  
Include: fe/male, hair colour and style, complexion, eye colour, height, weight, what s/he was wearing, as well as any other distinguishing features like, jewellery, tattoos, etc.

## Witness statement

Statement of ..... (full name)

Age: ..... Occupation: .....

Dated the ..... day of ..... (month) ..... (year)

Signature .....

I was .....  
.....  
.....  
.....  
.....  
.....  
.....  
.....  
.....  
.....  
.....  
.....



- Excellent    Good    Fair    Poor







Name: ..... Date: ..... Class: .....


✓ You are on holiday but the weather is really bad. Write a postcard to your English pen-friend, Bob, telling him about your holiday.

Write:

- where you are
- how long you'll be there
- where you are staying
- what the weather is like
- how you feel

Dear Bob,

.....  
.....  
.....  
.....  
.....  
.....  
.....  
.....  
.....  
.....  
.....  
.....  
.....  
.....  
.....



Bob Burton  
12 Apple Street  
York  
England

Yours,  
.....



Excellent    Good    Fair    Poor



# Disasters



Name: ..... Date: ..... Class: .....

- ✓ Write a short story for a writing competition in your local newspaper. The story should be about a natural disaster (e.g. earthquake). Follow the paragraph plan below to help write your story.

**Para 1:** Set the scene – where you were/who was there etc.

**Para 2:** The events in the order they happened

**Para 3:** The climax event

**Para 4:** End the story/people's feelings

.....

.....

.....

.....

.....

.....

.....

.....

.....

.....

.....

.....

.....

.....

.....

.....

.....

.....

.....

.....

.....

.....

.....

- Present your story to the class. Record yourself.



Excellent     Good     Fair     Poor



# Festive Time



Name: ..... Date: ..... Class: .....

✓ An international teen magazine has asked its readers to send in descriptions of a typical annual festival in their country. Write your article. You can stick on a picture.  
In your article include:

- name/date of festival
- activities
- special clothes/food
- why you like it

.....

.....

.....

.....

.....

.....

.....

.....

.....

.....

.....

.....

.....

.....

.....

.....

.....



Excellent     Good     Fair     Poor





